

Orthodontic Microimplant (AbsoAnchor®) System

With the best experts in orthodontics

10th ed. (Oct. 2022)



Shift of Paradigms in Orthodontics

- Microimplant (AbsoAnchor) for orthodontic anchorage
- It has opened a new horizon to orthodontic treatment
- It can increase the treatment possibility for patients and improve the functional results of the treatment

THE MICROIMPLANT PIONEERS

provide ongoing Research and Development

- The world's first Microimplant manufacturer.
- Guarantees many Excellent cases since 2001.
- Numerous awards for Best Paper attained.
- A worldwide Microimplant academic network.
- Active publications and best-selling books in orthodontics.
- Provides ideal Research and Support to the orthodontist.
- Recipient of many global certificates of medical devices and patent rights.
- The latest technology based on worldwide invitational lectures and paper publications.



Prof. Jae-Hyun Sung
DDS, MS, PhD



Dr. Seong-Min Bae
DDS, MS, PhD



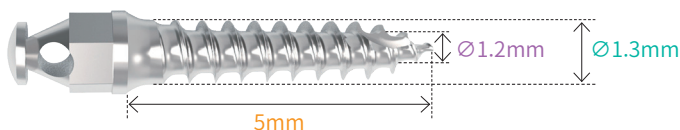
Prof. Hee-Moon Kyung
DDS, MS, PhD




Prof. Hyo-Sang Park
DDS, MS, PhD

Nomenclature of AbsoAnchor® Microimplant codes

• Tapered type - **SH1312-05**




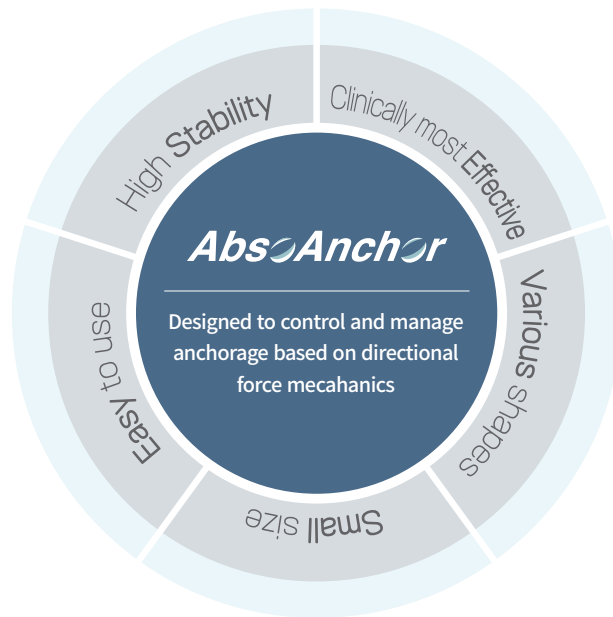
• Cylinder type - **SH13-05**



※ Raw Material : Titanium Alloy (Ti-6Al-4V ELI)

Variable Clinical applications include

- » Six anterior en masse retraction
- » Molar intrusion, extrusion, distalization, protraction & uprighting
- » Whole maxillary and mandibular dentition retraction
- » Midline correction
- » Anterior intrusion, extrusion and torque control
- » Intermaxillary elastics
- » Intermaxillary fixation during orthognathic surgery
- » Combination use of Transpalatal Arch
- » Perfect for lingual orthodontic treatment
- » Various direct and indirect skeletal anchorage



7 Self-drilling

Product Features

- 1 Hole
- 2 Various head types

- 3 Hexagonal shape
- 4 Biocompatible neck

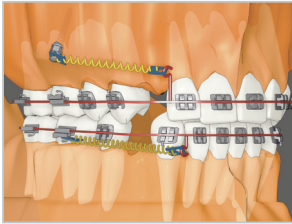
- 5 Best pitch & valley
- 6 Knife edge



Types of AbsoAnchor Microimplant

Several types of AbsoAnchor microimplants are available for different tasks and sites.

01. Small Head(SH) Type



Recommended Sites

Maxillary and mandibular attached gingiva including the palate.

Recommended Elastomers

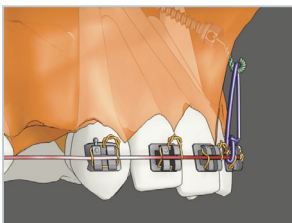
Nickel titanium coil spring, elastomeric thread, etc.



Series	Diameter (∅)	Code					
		5mm	6mm	7mm	8mm	10mm	12mm
13 Series	∅1.3	SH 1312-05	SH 1312-06	SH 1312-07	SH 1312-08	SH 1312-10	SH 1312-12
14 Series	∅1.4	SH 1413-05	SH 1413-06	SH 1413-07	SH 1413-08	SH 1413-10	SH 1413-12
15 Series	∅1.5	SH 1514-05	SH 1514-06	SH 1514-07	SH 1514-08	SH 1514-10	SH 1514-12
16 Series	∅1.6	SH 1615-05	SH 1615-06	SH 1615-07	SH 1615-08	SH 1615-10	SH 1615-12
20 Series	∅2.0	SH 2018-05	SH 2018-06	SH 2018-07	SH 2018-08	SH 2018-10	SH 2018-12
13 Series	∅1.3	SH 13-05	SH 13-06	SH 13-07	SH 13-08	SH 13-10	SH 13-12
14 Series	∅1.4	SH 14-05	SH 14-06	SH 14-07	SH 14-08	SH 14-10	SH 14-12

*Commonly used sizes

02. No Head(NH) Type



Recommended Sites

Maxillary and mandibular movable soft tissue.

Recommended Elastomers

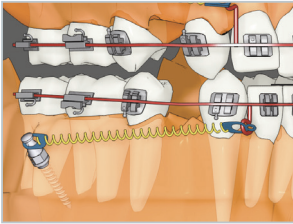
Elastomeric thread with ligature wire hook, etc.



Series	Diameter (∅)	Code		
		5mm	6mm	7mm
13 Series	∅1.3	NH 1312-05	NH 1312-06	NH 1312-07
14 Series	∅1.4	NH 1413-05	NH 1413-06	NH 1413-07

*Commonly used sizes

03. Long Head(LH) Type



Recommended Sites

Border area between mandibular attached gingiva and movable soft tissue.

Recommended Elastomers

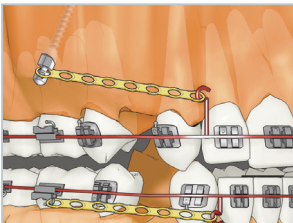
Nickel titanium coil spring, elastomeric thread, etc.



Series	Diameter (∅)	Code					
		5mm	6mm	7mm	8mm	10mm	12mm
13 Series	∅1.3	LH 13-05	LH 13-06	LH 13-07			
14 Series	∅1.4	LH 1413-05	LH 1413-06	LH 1413-07	LH 1413-08	LH 1413-10	LH 1413-12
15 Series	∅1.5	LH 1514-05	LH 1514-06	LH 1514-07	LH 1514-08	LH 1514-10	LH 1514-12
16 Series	∅1.6	LH 1615-05	LH 1615-06	LH 1615-07	LH 1615-08	LH 1615-10	LH 1615-12

*Commonly used sizes

04. Circle Head(CH) Type



Recommended Sites

Maxillary and mandibular attached gingiva including palate.

Recommended Elastomers

Power chains, elastomeric thread, nickel titanium coil spring, etc.



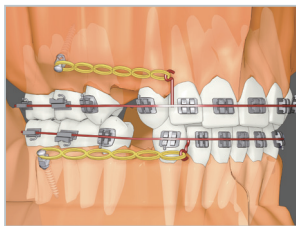
Series	Diameter (∅)	Code				
		6mm	7mm	8mm	10mm	12mm
13 Series	∅1.3	CH 1312-06	CH 1312-07	CH 1312-08	CH 1312-10	CH 1312-12
14 Series	∅1.4	CH 1413-06	CH 1413-07	CH 1413-08	CH 1413-10	CH 1413-12
15 Series	∅1.5	CH 1514-06	CH 1514-07	CH 1514-08	CH 1514-10	CH 1514-12
16 Series	∅1.6	CH 1615-06	CH 1615-07	CH 1615-08	CH 1615-10	CH 1615-12

*Commonly used sizes

Types of AbsoAnchor Microimplant

Several types of AbsoAnchor microimplants are available for different tasks and sites.

05. Power Head(PH) Type



Recommended Sites

Maxillary and mandibular attached gingiva including the palate.

Recommended Elastomers

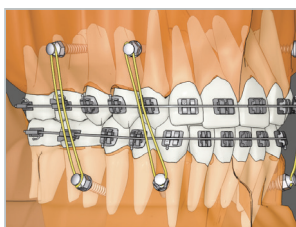
Power chain, Nickel titanium coil spring, etc.



Series	Diameter (∅)	Code					
		5mm	6mm	7mm	8mm	10mm	12mm
13 Series	∅1.3	PH 1312-05	PH 1312-06	PH 1312-07	PH 1312-08	PH 1312-10	PH 1312-12
14 Series	∅1.4	PH 1413-05	PH 1413-06	PH 1413-07	PH 1413-08	PH 1413-10	PH 1413-12
15 Series	∅1.5	PH 1514-05	PH 1514-06	PH 1514-07	PH 1514-08	PH 1514-10	PH 1514-12
16 Series	∅1.6	PH 1615-05	PH 1615-06	PH 1615-07	PH 1615-08	PH 1615-10	PH 1615-12

*Commonly used sizes

06. Fixation Head(FH) Type



Recommended Sites

Maxillary and mandibular buccal area for intermaxillary fixation during orthognathic surgery.

Also, palate including mid-palatal suture area.

Recommended Elastomers


Ligature wire and/or rubber band for intermaxillary fixation.

Also, power chains, elastomeric thread and nickel titanium coil spring, etc.



Series	Diameter (∅)	Code					
		6mm	7mm	8mm	9mm	10mm	12mm
17 Series	∅1.7	FH 1716-06	FH 1716-07	FH 1716-08	FH 1716-09	FH 1716-10	FH 1716-12
18 Series	∅1.8	FH 1817-06	FH 1817-07	FH 1817-08	FH 1817-09	FH 1817-10	FH 1817-12

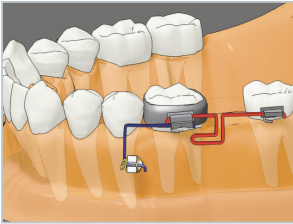
*Commonly used sizes



IZC (Infra-Zygomatic Crest)

Series	Diameter (∅)	Code			
		10mm	12mm	14mm	17mm
20 Series	∅2.0		FH 2018-12		

07. Bracket Head(BH-Right handed screw) Type



Recommended Sites

Maxillary and mandibular attached gingiva including palate.
Also, midpalatal suture area including para-midpalatal suture area.

Recommended Elastomers

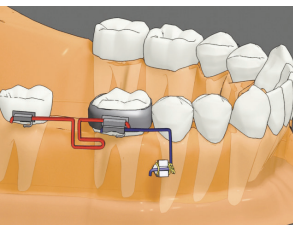
Power chains, elastomeric thread and nickel titanium coil spring, etc. Archwire insertion is possible.



Series	Diameter (Ø)	Code					
		5mm	6mm	7mm	8mm	10mm	12mm
14 Series	Ø1.4		BH 1413-06	BH 1413-07	BH 1413-08	BH 1413-10	BH 1413-12
15 Series	Ø1.5		BH 1514-06	BH 1514-07	BH 1514-08	BH 1514-10	BH 1514-12
16 Series	Ø1.6		BH 1615-06	BH 1615-07	BH 1615-08	BH 1615-10	BH 1615-12
17 Series	Ø1.7		BH 1716-06	BH 1716-07	BH 1716-08	BH 1716-10	BH 1716-12
18 Series	Ø1.8		BH 1817-06	BH 1817-07	BH 1817-08	BH 1817-10	BH 1817-12
27 Series	Ø2.7	BH 2722-05	BH 2722-06	BH 2722-07			

*Commonly used sizes

08. Bracket Head(BH-Left handed screw) Type



Recommended Sites

Maxillary and mandibular attached gingiva including palate.
Also, midpalatal suture area including para-midpalatal suture area.

Recommended Elastomers

Power chains, elastomeric thread and nickel titanium coil spring, etc. Archwire insertion is possible.




Series	Diameter (Ø)	Code					
		5mm	6mm	7mm	8mm	10mm	12mm
14 Series	Ø1.4		BH 1413-06-L	BH 1413-07-L	BH 1413-08-L	BH 1413-10-L	BH 1413-12-L
15 Series	Ø1.5		BH 1514-06-L	BH 1514-07-L	BH 1514-08-L	BH 1514-10-L	BH 1514-12-L
16 Series	Ø1.6		BH 1615-06-L	BH 1615-07-L	BH 1615-08-L	BH 1615-10-L	BH 1615-12-L
17 Series	Ø1.7		BH 1716-06-L	BH 1716-07-L	BH 1716-08-L	BH 1716-10-L	BH 1716-12-L
18 Series	Ø1.8		BH 1817-06-L	BH 1817-07-L	BH 1817-08-L	BH 1817-10-L	BH 1817-12-L
27 Series	Ø2.7	BH 2722-05-L	BH 2722-06-L	BH 2722-07-L			

*Commonly used sizes

Types of AbsoAnchor Microimplant

Several types of AbsoAnchor microimplants are available for different tasks and sites.

09. Hook Head(HH) Type



Recommended Sites

Maxillary and mandibular attached gingiva including the palate.

Recommended Elastomers

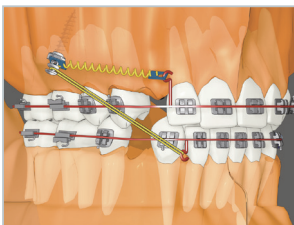
Power chains, elastomeric thread, Nickel titanium coil spring, etc.



Series	Diameter (∅)	Code					
		5mm	6mm	7mm	8mm	10mm	12mm
15 Series	∅1.5	HH 1514-05	HH 1514-06	HH 1514-07	HH 1514-08	HH 1514-10	HH 1514-12
16 Series	∅1.6	HH 1615-05	HH 1615-06	HH 1615-07	HH 1615-08	HH 1615-10	HH 1615-12
17 Series	∅1.7	HH 1716-05	HH 1716-06	HH 1716-07	HH 1716-08	HH 1716-10	HH 1716-12
18 Series	∅1.8	HH 1817-05	HH 1817-06	HH 1817-07	HH 1817-08	HH 1817-10	HH 1817-12
20 Series	∅2.0	HH 2018-05	HH 2018-06	HH 2018-07	HH 2018-08	HH 2018-10	HH 2018-12

*Commonly used sizes

10. Double Head(DH) Type



Recommended Sites

Maxillary buccal attached gingiva.

Recommended Elastomers

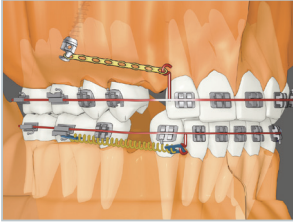
Intermaxillary elastic with Nickel titanium coil spring, Power chains, elastic thread, etc.



Series	Diameter (∅)	Code					
		5mm	6mm	7mm	8mm	10mm	12mm
15 Series	∅1.5	DH 1514-05	DH 1514-06	DH 1514-07	DH 1514-08	DH 1514-10	DH 1514-12
16 Series	∅1.6	DH 1615-05	DH 1615-06	DH 1615-07	DH 1615-08	DH 1615-10	DH 1615-12
17 Series	∅1.7	DH 1716-05	DH 1716-06	DH 1716-07	DH 1716-08	DH 1716-10	DH 1716-12
18 Series	∅1.8	DH 1817-05	DH 1817-06	DH 1817-07	DH 1817-08	DH 1817-10	DH 1817-12
20 Series	∅2.0	DH 2018-05	DH 2018-06	DH 2018-07	DH 2018-08	DH 2018-10	DH 2018-12

*Commonly used sizes

11. Golf Head(GH) Type



Recommended Sites

Maxillary and mandibular attached gingiva including the palate.

Recommended Elastomers

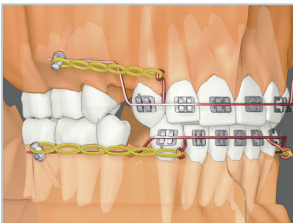
Power chains, nickel titanium coil spring, elastic thread, etc.



Series	Diameter (Ø)	Code					
		5mm	6mm	7mm	8mm	10mm	12mm
13 Series	Ø1.3	GH 1312-05	GH 1312-06	GH 1312-07	GH 1312-08	GH 1312-10	GH 1312-12
14 Series	Ø1.4	GH 1413-05	GH 1413-06	GH 1413-07	GH 1413-08	GH 1413-10	GH 1413-12
15 Series	Ø1.5	GH 1514-05	GH 1514-06	GH 1514-07	GH 1514-08	GH 1514-10	GH 1514-12
16 Series	Ø1.6	GH 1615-05	GH 1615-06	GH 1615-07	GH 1615-08	GH 1615-10	GH 1615-12
17 Series	Ø1.7	GH 1716-05	GH 1716-06	GH 1716-07	GH 1716-08	GH 1716-10	GH 1716-12
18 Series	Ø1.8	GH 1817-05	GH 1817-06	GH 1817-07	GH 1817-08	GH 1817-10	GH 1817-12
20 Series	Ø2.0	GH 2018-05	GH 2018-06	GH 2018-07	GH 2018-08	GH 2018-10	GH 2018-12

*Commonly used sizes

12. Tube Head (TH) Type



Recommended Sites

Maxillary and mandibular attached gingiva including the palate.
Archwire insertion is possible.

Recommended Elastomers

Nickel titanium coil spring, Elastomeric thread, etc.



Series	Diameter (Ø)	Code							
		5mm	6mm	7mm	8mm	9mm	10mm	11mm	12mm
18 Series	Ø1.8	TH 1817-05	TH 1817-06	TH 1817-07	TH 1817-08	TH 1817-09	TH 1817-10	TH 1817-11	TH 1817-12
20 Series	Ø2.0	TH 2018-05	TH 2018-06	TH 2018-07	TH 2018-08	TH 2018-09	TH 2018-10	TH 2018-11	TH 2018-12

*Commonly used sizes

Types of AbsoAnchor Microimplant

Several types of AbsoAnchor microimplants are available for different tasks and sites.

13. Joint Head Type - Lower(JL)



Recommended Sites

Maxillary and mandibular attached gingiva including the palate.

Recommended Accessories

Depends on the upper part.
Non-invasive mini-plate.



Series		Diameter (Ø)	Code					
			5mm	6mm	7mm	8mm	10mm	12mm
Lower Type	16 Series	Ø1.6	JH 1615-05	JH 1615-06	JH 1615-07	JH 1615-08	JH 1615-10	JH 1615-12
	17 Series	Ø1.7	JH 1716-05	JH 1716-06	JH 1716-07	JH 1716-08	JH 1716-10	JH 1716-12
	18 Series	Ø1.8	JH 1817-05	JH 1817-06	JH 1817-07	JH 1817-08	JH 1817-10	JH 1817-12
	20 Series	Ø2.0	JH 2018-05	JH 2018-06	JH 2018-07	JH 2018-08	JH 2018-10	JH 2018-12

*Commonly used sizes

14. Joint Head Type - Upper(JU)

Joint Bracket Head(JBH) Type

Joint Hook Head(JHH) Type

Joint Fixation Head(JFH) Type

Joint Golf Head(JGH) Type

Joint No Head(JNH) Type



Series		Diameter (Ø)	Code				
Upper Type	16 Series		JBH 16-17	JHH16-17	JFH 16-17	JGH 16-17	JNH 16-17
		Ø1.6					

Instruments for AbsoAnchor Microimplant

▼ Please select a Tip depending on the head type of Microimplant.

Series	with a Small tip (DT-S, ST-S, SHD-S, and ED-S)	with a Large tip (DT-L, ST-L, SHD-L, and ED-L)
Head type of Micropimplant	NH, LH, CH, and PH	FH, BH, HH, DH, JH, and TH
	SH 13,14,15 and 16 series	SH 20 series
	GH 13,14,15 and 16 series	GH 17,18, and 20 series

Long Hand Driver

Body

LHD-B



Tip

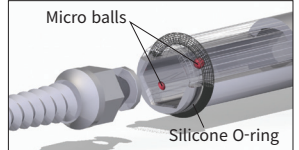
DT-S



DT-L




Micro dual ball grip system



New Long Hand Driver

Body

NLHD



Tip

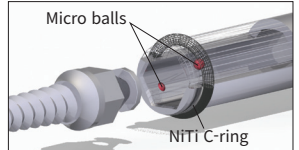
ST-S



ST-L



Micro dual ball grip system



LHD

Short Hand Driver

SHD-S



SHD-L



SHD

Engine Driver

ED17-S



ED19-S



ED26-S



ED36-S



ED17-L



ED19-L



ED26-L

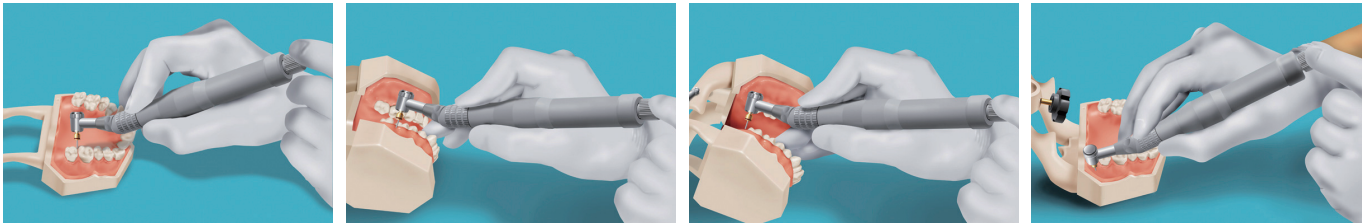


ED36-L



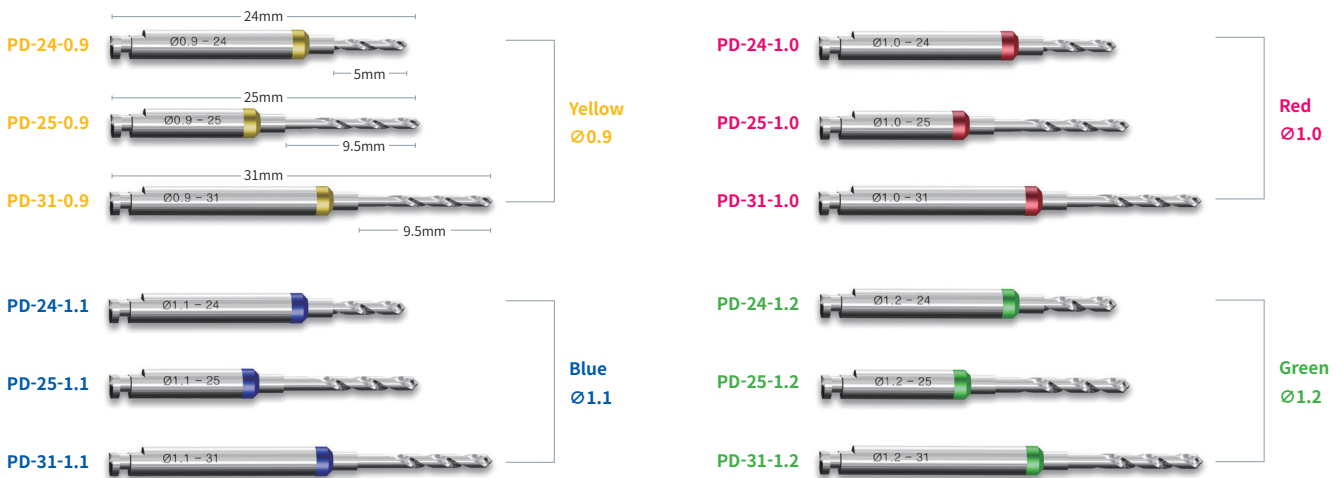
Instruments for AbsoAnchor Microimplant

Hand Contra-angle Driver



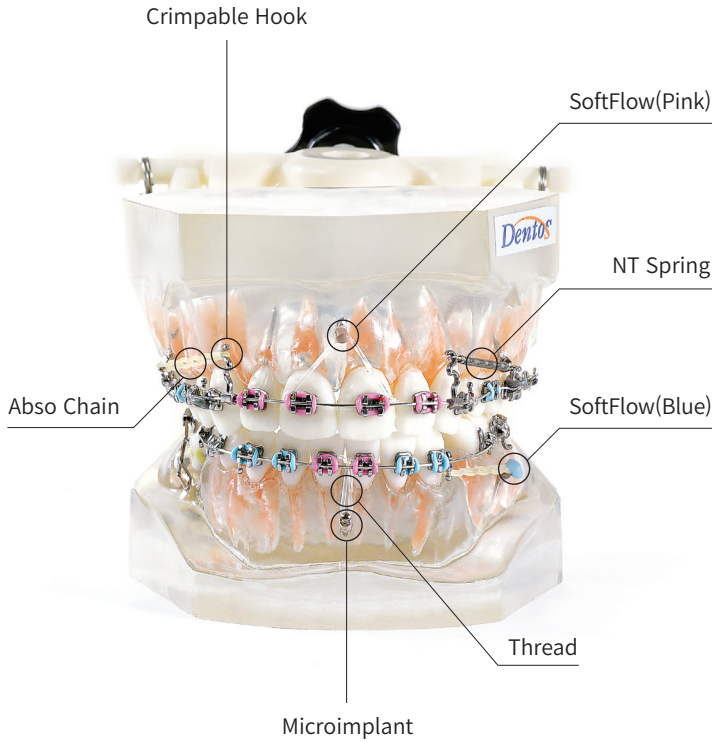
1. Hand Contra-angle Driver(HCD) is designed to place AbsoAnchor microimplant by hand without low speed motor.
2. Any kind of common (1:1) low speed contra-angle handpiece can be attached to the HCD.
Various size of Engine Driver(ED) should be inserted into the contra-angle handpiece.
3. The HCD with a contra-angle handpiece makes it easier to reach up to the limited sites that are difficult to access with a straight long or short hand driver.
4. For examples, retromolar area, tuberosity, palate, maxillary and mandibular buccal posterior area are easy to reach for removal as well as driving.
5. When using Hand Contra-angle Driver, the operator can feel the resistance easily during driving and removal of microimplant compared to electric motor driving.

Pilot Drill




- 0.2mm-0.3mm smaller Pilot Drill than Microimplant is recommended.
Ex) SH1312-07 ⇨ PD-25-0.9, SH1413-06 ⇨ PD-25-1.0
- Recommended depth of drilling is the length of Microimplant to be placed.
- 24mm is very useful to use on the buccal area, and 25mm & 31mm are designed for palate.

Sample Model



Case



AbsoAnchor Kits

You can choose specific size of the pilot drills & microimplants you want.

Start Kit

Components

1. NLHD+ST-S : 1pc
2. HCD : 1pc
3. ED19-S : 1pc
4. PD-25-1.0 : 1pc
5. PD-31-1.0 : 1pc
6. Microimplants : 6pkgs
(SH1312-06, 07, 08 & SH1413-06, 07, 08)

+ Case **Free**

Mini Kit

Components

1. NLHD+ST-S : 1pc
2. SHD-S : 1pc
3. PD-25-1.0 : 1pc
4. Microimplants : 4pkgs
(SH1312-07, 08 & SH1413-06, 07)

+ Case **Free**

Instrument Kit

Components

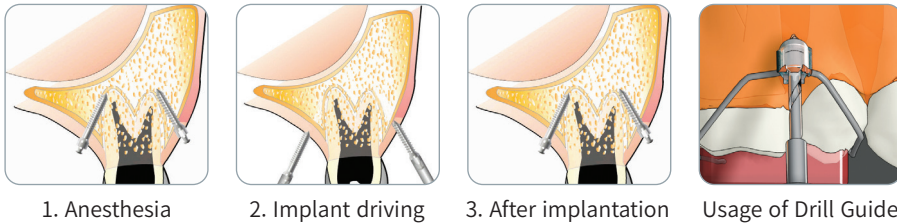
1. NLHD+ST-S : 1pc
2. ST-L : 1pc
3. SHD-S : 1pc
4. SHD-L : 1pc
5. ED19-S : 1pc
6. ED19-L : 1pc
7. PD-24-1.0 : 1pc
8. PD-25-1.0 : 1pc

+ Case **Free**

Surgical Procedures

Surgical Procedures

A. One-Step Self Drilling (Drill-Free) Method (Attached Gingival Area)



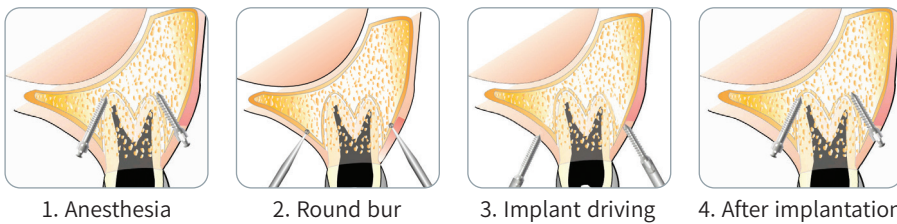
1. Anesthesia

2. Implant driving

3. After implantation

Usage of Drill Guide

B. Two-Step Self Drilling (Drill-Free) Method (Attached Gingival Area)



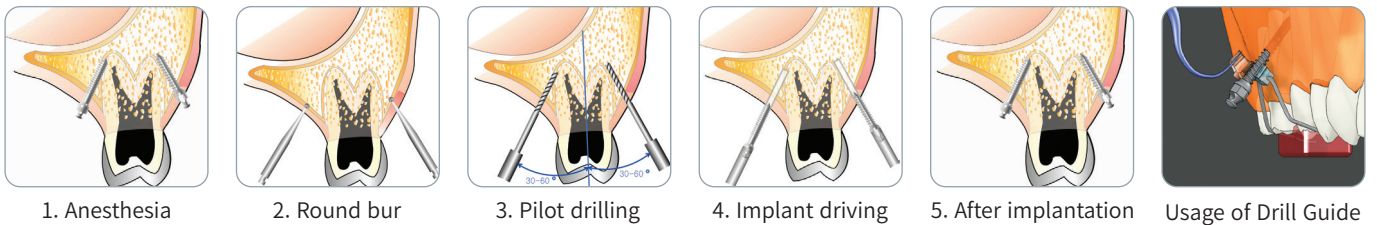
1. Anesthesia

2. Round bur

3. Implant driving

4. After implantation

C. Self-Tapping (Pre-Drilling) Method (Attached Gingival Area)



1. Anesthesia

2. Round bur

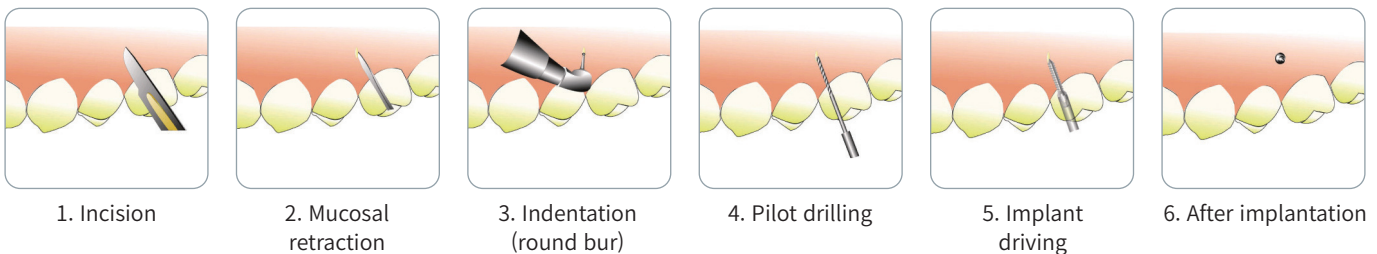
3. Pilot drilling

4. Implant driving

5. After implantation

Usage of Drill Guide

D. Self-Tapping (Pre-Drilling) Method (Movable Mucosal Area)



1. Incision

2. Mucosal retraction

3. Indentation (round bur)

4. Pilot drilling

5. Implant driving

6. After implantation

Self drilling method is possible when the cortical bone is not so hard. Never apply unreasonable press down because there is possibility of fracture of screw tip if resistance is strong when using self drilling method.

Just try to rotate the screw driver use only thumb & index fingers with gentle pressure and speed of less than 20 RPM.

Method for removal.

- 1) Perform topical local anesthesia.
- 2) Unscrew the microimplant from the bone using hand or engine driver.

Microimplant Course

- Comprehensive Treatment Course (3 days)
- Advanced Microimplant Course (2 days)
- Minor Tooth Movement Course (1 day)

- * Visiting Associate Professor : Dept. of Orthodontics, Oklahoma University, USA
- * Reviewer : AJODO, Angle Orthod, EJO, Orthodontics and Craniofacial Research, J of Orthodontics, KJO, etc.

He did pioneer work and extensive researches on the development of microimplants since 1999. He is using microimplants for 24 years (as of 2022) and wrote more than 100 international articles, seven text books, and eight chapters dealing with Orthodontic Microimplants.

His articles were cited in the orthodontic journals over 9,500 times (google scholar as of 2022), and his three articles ranked 2nd, 45th, and 65th in "The 100 most-cited articles in orthodontic journals in the last 20 years" by AJODO in 2021.

Email : parkhs@knu.ac.kr



Prof. Hyo-Sang Park / DDS, MSD, PhD.
Professor and Chair,
Dept. of Orthodontics, School of Dentistry,
Kyungpook National University (KNU)

► Learn from Expert

Hands-on courses are regularly held twice a year
(spring and fall) in Daegu, Korea.

For course queries,
feel free to ask us.



Prof. Hee-Moon Kyung / DDS, MSD, PhD.
Honorary Professor,
Dept. of Orthodontics, School of Dentistry,
Kyungpook National University (KNU)

Lingual Orthodontic Tx.


- Set-up Model & Indirect Bonding Course (3 days)
- Basic Wire Bending Course (3 days)

- * Visiting Professor : Dept. of Orthodontics, Osaka University, Japan
- * Visiting Professor : Dept. of Orthodontics, British Columbia University, Canada
- * Professor (40 years) : Dept. of Orthodontics, School of Dentistry, KNU, Korea
- * Ex-Dean : School of Dentistry, KNU
- * Ex-President : Korean Association of Orthodontists (KAO)
- * Ex-President : Korean Association of Lingual Orthodontists (KALO)
- * Ex-President : World Society of Lingual Orthodontists (WSLO)
- * Active member : Angle Society (East)

He was ranked No.18 in "The 31 Most Common Authors of the Top 100 Cited Articles in Orthodontics" from 1946 to 2016. Angle Orthodontist 2018;88(6).

Email : hmkyung@knu.ac.kr

Please contact your local distributor here



You can find our educational information
and surgery video below



Facebook :
dentos sales



Youtube :
dentos inc

Dentos Inc.

41, Seongseo-ro 68-gil, Dalseo-gu, Daegu, 42697 Korea
Tel : +82-(0)53-592-5908, +82-(0)53-424-5947 / Fax : +82-(0)53-592-5909
WhatsApp : +82-(0)10-8296-5908

webmaster@dentos.co.kr / www.dentos.co.kr